






A large illustration of a flower with a central circle and ten surrounding petals. Each petal contains a different Arabic letter with a red arrow indicating the stroke direction. The letters are: **و** (top-left), **ل** (middle-left), **ر** (bottom-left), **ز** (top), **ق** (top-center), **ك** (top-right), **ح** (middle-right), **خ** (bottom-right), **ط** (bottom), **ث** (bottom-center), and **ظ** (bottom-left).












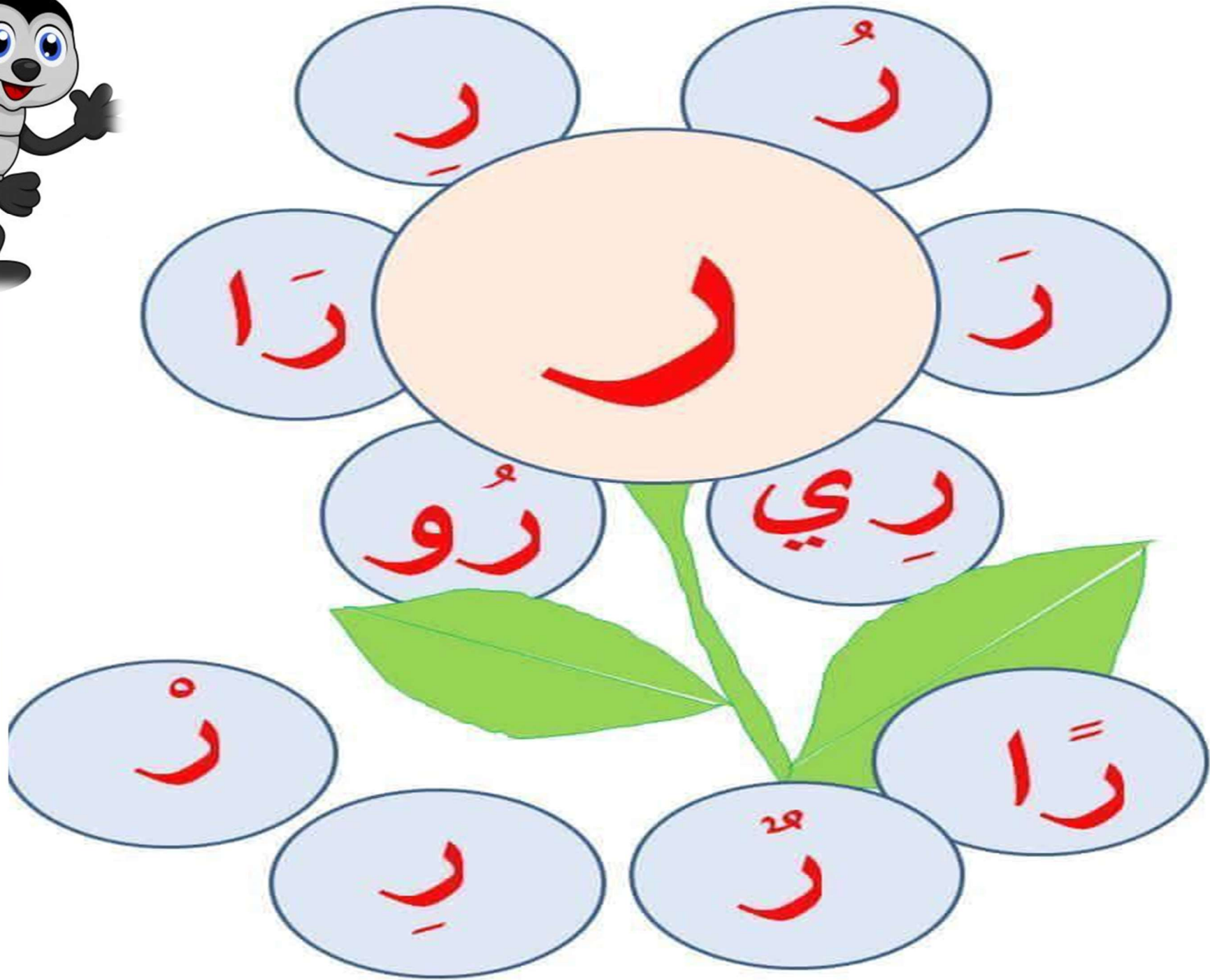

















A collection of ten circular cards arranged in a cluster, each featuring a variation of the Urdu letter 'سی' (Se). The central card is the largest and contains the letter 'سی' in a large, bold black font. Surrounding it are nine smaller cards, each with 'سی' in a smaller black font and a red diacritical mark above it: 'سی' with a red dash (top), 'سی' with a red 'e' (top-right), 'سی' with a red dash (right), 'سی' with a red 'o' (right), 'سی' with a red 'i' (bottom-right), 'سی' with a red '=' (bottom), 'سی' with a red '29' (bottom), 'سی' with a red '=' (bottom-left), and 'سی' with a red 'i' (left). The cards are set against a background of green leaves and a light green path.





A collection of Arabic calligraphy practice elements. At the center is a large circle containing the word "كَلْب" (Kalb) in bold black script. Surrounding it are several smaller circles, each containing a letter from the word "كَلْب" (Ka, La, Ba) in black script. Each letter is accompanied by red markings indicating stroke order and direction: a red line for the starting point, a red arrow for the direction, and a red number (1, 2, or 3) for the stroke count. The letters are arranged in a circular pattern around the central word. Two large green leaves are positioned on the left and right sides of the central arrangement.














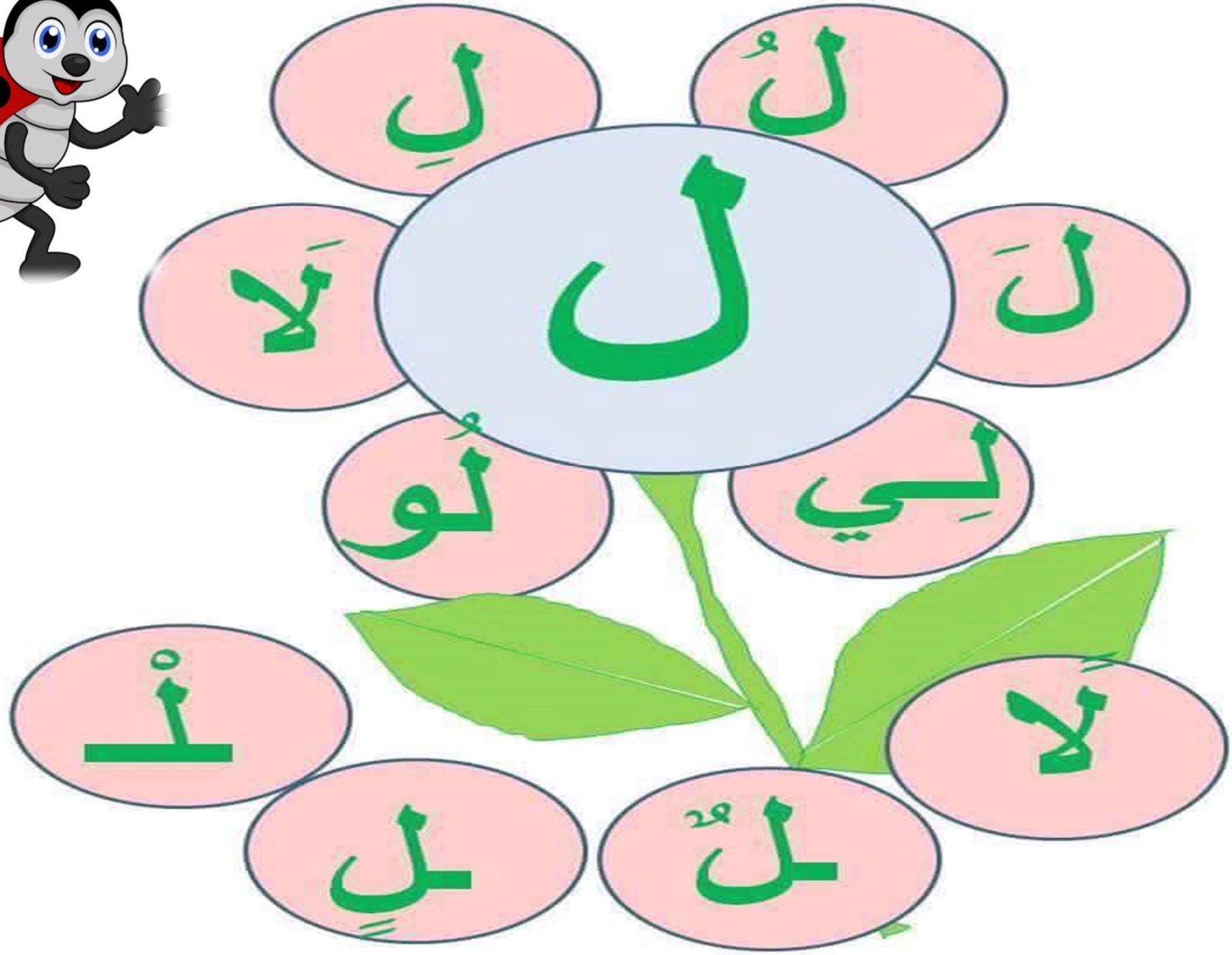
Handwriting practice for the Arabic letter 'Kaf' (ك). The central circle contains the large letter 'ك' with a black diamond-shaped starting point. Surrounding it are ten smaller circles, each containing a variation of the letter 'ك' with red arrows and numbers indicating stroke order:

- Top-left: 'ك' with stroke 1 (top horizontal bar) and stroke 2 (downward vertical bar).
- Top: 'ك' with stroke 1 (top horizontal bar) and stroke 2 (downward vertical bar).
- Top-right: 'ك' with stroke 1 (top horizontal bar) and stroke 2 (downward vertical bar).
- Right: 'ك' with stroke 1 (top horizontal bar) and stroke 2 (downward vertical bar).
- Bottom-right: 'ك' with stroke 1 (top horizontal bar) and stroke 2 (downward vertical bar).
- Bottom: 'ك' with stroke 1 (top horizontal bar) and stroke 2 (downward vertical bar).
- Bottom-left: 'ك' with stroke 1 (top horizontal bar) and stroke 2 (downward vertical bar).
- Left: 'ك' with stroke 1 (top horizontal bar) and stroke 2 (downward vertical bar).
- Middle-left: 'ك' with stroke 1 (top horizontal bar) and stroke 2 (downward vertical bar).
- Middle-right: 'ك' with stroke 1 (top horizontal bar) and stroke 2 (downward vertical bar).















A large central circle contains the Arabic letter 'ن' (Nun) in black. Surrounding it are ten smaller circles, each containing a variation of the letter 'ن' with different diacritics in red: 'نَ', 'نِ', 'نْ', 'نُ', 'نٍ', 'نٌ', 'نًا', 'نِي', 'نًا', and 'نًا'. The circles are arranged in a circular pattern around the central letter. Two large green leaves are positioned on the left and right sides of the central circle.

