

REPUBLIC OF TUNISIA  
MINISTRY OF EDUCATION



**PRIME ENGLISH**  
Year 6 Basic Education

**Authors**

Jawida BEN AFIA	<i>Inspector General of Education</i>
Hela BERGAOUI	<i>ELT Inspector</i>
Ghaleb KHARBECHÉ	<i>Teacher Trainer</i>
Faïza KNANI	<i>ELT Inspector</i>

National Pedagogic Centre

## Prime English

Units	Lessons	Song / Rhyme
Welcome to English	Welcome to English A Welcome to English B	Look and Say
1- I m Tunisian	1- Hello, I m . 2- The Alphabet 3- Where are you from ?	Farmer Brown The Alphabet Song Sounds Rhyme
2- I m 12 .	4- Let s Count. 5- How old are you ? 6- What s your phone number ?	Little Elephant How old are you ?
3- My Family	7- My Family 8- Parents and Children 9- My Photo Album	My Family My Parents Who s this ?
4- Parts of the Body	10- My Body 11- Billy the Clown 12- My Friends	Head and shoulders The Vowels My name is Paul
5- My School	13- My Schoolbag 14- My Classroom 15- My School	I ve got 2 books Where s the pen ? The more we get together.
6- My Clothes	16- Colours 17- Clothes 18- What are you wearing ?	Rainbow Colours Red shirt , blue trousers
7- It s 6 o clock .	19- What time is it ? 20- Twenty / Thirty 21- I m reading a book .	Lazy Henry
8- Days of the Week	22- My School day 23- My Timetable 24- My favourite TV programme	What time is it ? What s on TV ?
9- Months and Seasons	25- Months and Seasons 26- It s my birthday . 27- Is it cold ?	The months Song Birthday Song Seasons
10- In my House	28- My house 29- In my house 30- What s my family doing ?	My House
11- My Activities	31- Every day I . 32- My Day 33- A Day in the life of .	One , two Punchinello
12- My favourite Sports and Pets	34- My favourite Sport 35- My Hobbies 36- At the Zoo	Where s the zoo ?
13- In my Town	37- My Home Town 38- At the Market 39- An Afternoon out	
Good Bye	Words I know Numbers I know Information about me	Time to say good bye



*WELCOME*   
*TO ENGLISH*

# Welcome to English A

Look. Listen. Say.

Look



Listen



Say



Read



Count



Write




Play



Circle






**Draw**



**Colour**




**Match**




**Sing**



**Cut**



**Number**



**Repeat**



**Point**

Match.



Play

Look

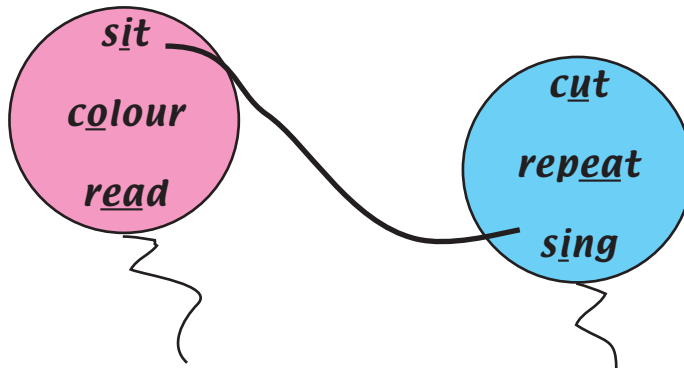
Read

Point

Listen. Say.

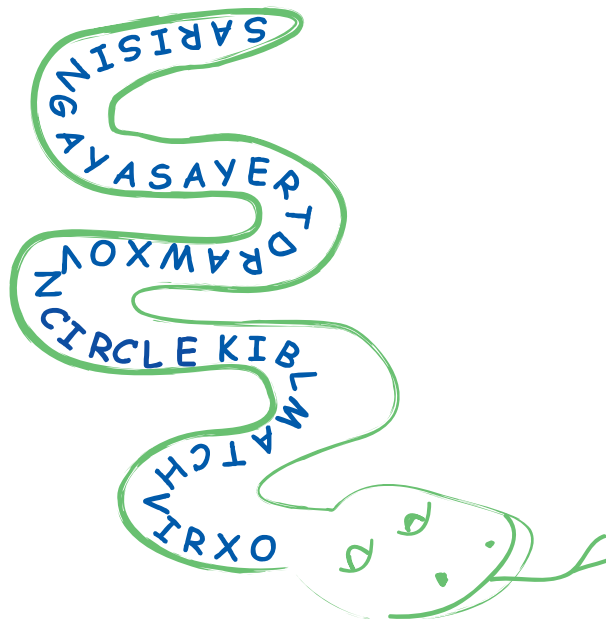
<u>s</u> it	<u>c</u> olour	<u>r</u> ead
s <u>i</u> ng	col <u>u</u> r	re <u>a</u> t

Match.



Homefun

A. Read.



B. Write.

1. sing
2. s - -
3. d - - w
4. c - - - - e
5. m - - - - h

# Welcome to English B



Look. Listen. Say.




*Stand up*



*Sit down*




*Open the door*



*Close the door*



*Open your book at page...*



*Close your notebook*



*in groups*



*in pairs*



*All together*



*alone*





Listen. Say.

## Rhyme

*Look and say.  
Look and read.  
Listen and sing.  
Sing all together !*



*Point and say.  
Circle and draw.  
Colour and match.  
Sing all together !*

*Read and write.  
Listen and count.  
English speak.  
Sing all together !*




*Practise in pairs.  
Practise in groups.  
Practise alone.  
Practise all together !*



Homefun

Complete.



# I'm Tunisian



# Lesson 1

## Hello I'm...




Listen. Say.

Hi ! I'm John .



Hello ! I'm Mary.

Nice to meet  
you , John .



Nice to meet you , too .

How are you ?



I'm fine , thank you .



What's new ?

How are you ?

I'm fine , thank you.

# Activities

## Game

### Pass the ball



**I ask**

**You answer**

**Example :** *Hi , what's your name ?  
I'm .....  
Pleased to meet you.*



*Hi ! My name's .....*



*Hello ! I'm .....*



*..... to meet you , .....*



*Nice to ..... you , .....*



*.....are you ?*



*I'm ....., thank .....*



**What's new ?**  
*What's your name ?  
My name's .....*



### Listen. Sing.

*Farmer Brown has a dog*

*And Bingo is his name.*

*B - I - N - G - O*

*... - I - N - G - O*

*... - ... - N - G - O*

*And Bingo is his name.*



### Match .Write.

his name.

has a dog.

Farmer Brown

And Bingo is

*Farmer* .....  
*And* .....



### Read . Number.

*I'm O K .*

*Hello ! How are you ?*

*I'm fine , thanks. And you ?*




### Read . Match.

**Example :** *Hello = Hi*

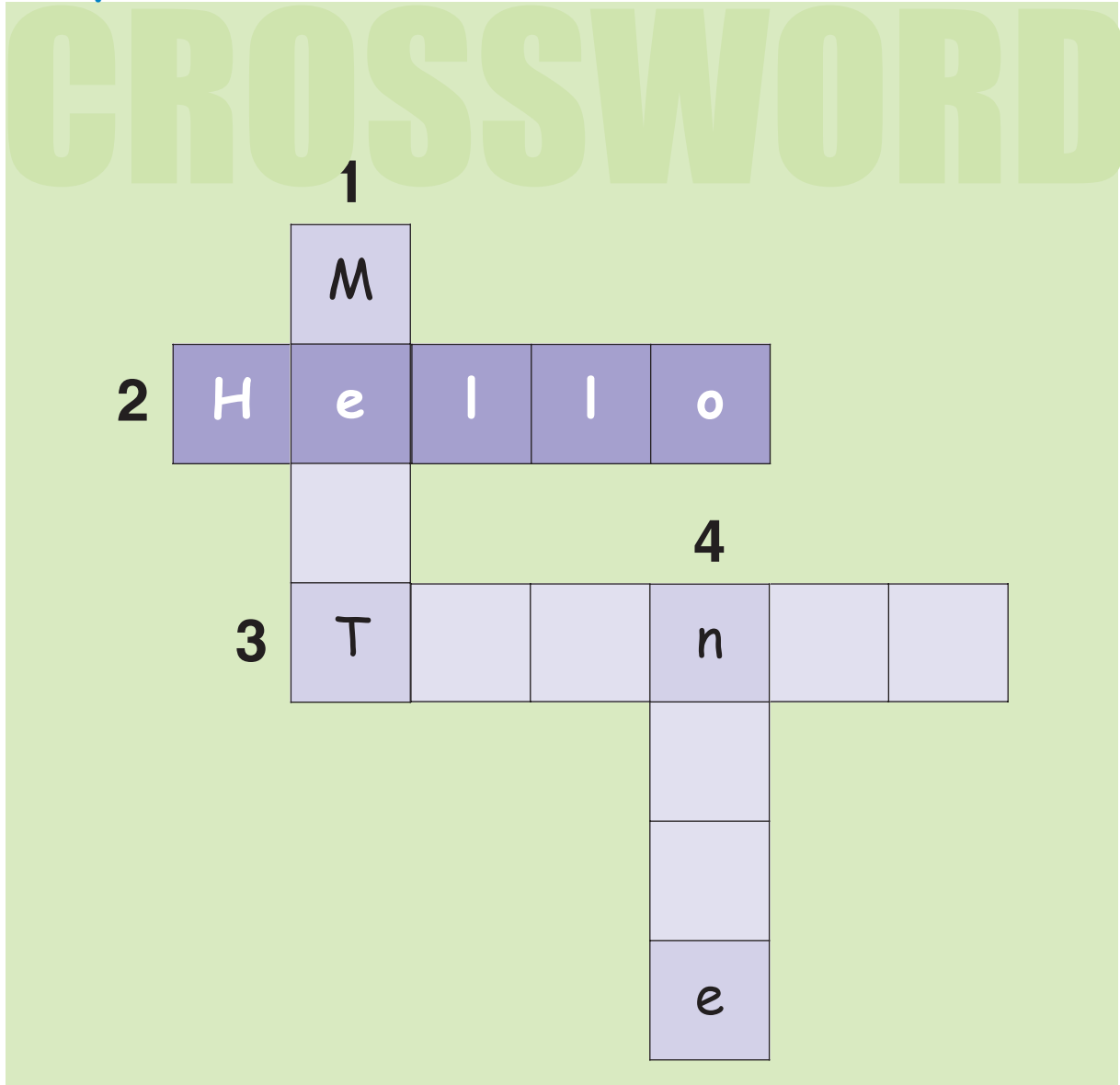
- 1 - *Hello !*
- 2 - *Nice to meet you.*
- 3 - *I'm O K.*
- 4 - *My name is John.*

- a- *I'm fine , thanks.*
- b- *I'm John.*
- c- *Hi !*
- d- *Pleased to meet you.*



# Homefun

Complete the words .



1 - Pleased to .....you .

2 - Hello .

3 - I'm fine , ..... . And you ?

4 - ..... to meet you .




# Lesson 2

# The alphabet



Listen. Sing .



A B C D E F G  
H I J K L M N O P  
Q R S T U V  
W X Y Z

*Now I know my A B C  
Tell me what you think of me .*



Look. Listen. Spell.

H. A. R. R. Y   P. O. T. T. E. R  
Harry   Potter



M. A. R. W. E. N  
Marwen



N. E. L. L. Y  
Nelly



S. H. A. I. M. A  
Shaima



M. O. H. A. M. E. D  
Mohamed



# Activities

## Game

## Spell 5 names

Example :



Spell Ahmed , please .

A. h. m. e. d.



Ahmed

Monica

Nada

Myriam

Elisabeth

Marwa

Shaima

Narjess

Mike

Sinda

Jawaher

Skander

Cyrine

Khadija

Complete the alphabet.

A . C . E G

I K M

O Q S U

W X Z

Complete with **my** or **your**.

**Narjess** : Hello ! What's - - - - name ?

**Hatem** : - - name is Hatem .

**Narjess** : Spell it , please .

**Hatem** : O K . H - A - T - E - M

Fun with a rhyme.



Listen and say.

*B and P*

*T, D, E, V*

*C and G*

*H, J, K and A*

*I and also Y*

*Q, U and W*

*F and L*

*M, N, S*

*X and Z*

*O and R*

*Alone they are.*

# Homefun



Read .

<b>A</b>	<b>B</b>	<b>C</b>	<b>D</b>	<b>E</b>	<b>F</b>	<b>G</b>	<b>H</b>	<b>I</b>	<b>J</b>	<b>K</b>	<b>L</b>	<b>M</b>
1	2	3	4	5	6	7	8	9	10	11	12	13

<b>N</b>	<b>O</b>	<b>P</b>	<b>Q</b>	<b>R</b>	<b>S</b>	<b>T</b>	<b>U</b>	<b>V</b>	<b>W</b>	<b>X</b>	<b>Y</b>	<b>Z</b>
14	15	16	17	18	19	20	21	22	23	24	25	26



Guess . Write .

8	5	12	12	15	13	25	14	1	13	5
H	E	L	L	O	M	Y	.	.	.	.

9	19	10	21	4	25	9	1	13
.	.	.	.	.	.	.	.	.

6	18	15	13	12	15	14	4	15	14
.	.	.	.	.	.	.	.	.	.

# Lesson 3

## Where are you from ?



Look. Listen. Say.

Hello , John .  
How are you ?

Hi , Nada .  
I'm fine , thanks .



Where are you from , John ?

I'm from London .



What's new ?

Where are you from ?  
I'm from + place

# Activities



Read.

*Nada is Tunisian.*



*John is English.*



*Mario is Italian.*



*Harry Potter is English.*



*Zidane is French.*



*Wissem Hmem is Tunisian.*

What's new ?

Country	Nationality
Tunisia	Tunisian
England	English
France	French
Italy	Italian



Read and circle **Yes** or **No**.

*Harry Potter is French.*

Yes No

*Nada is Tunisian.*

Yes No

*Zidane is English.*

Yes No



## Listen and say .

Where are you from ?



I'm from Gafsa.

I'm from Sousse. And you ?



Where are you from ?



I'm from Tunis.



## Write in order.

your

What's

?

name

'm

Nizar

I

.

?

Where

from

are

you

from

'm

Tunisia

I

.

## Choose and circle.

( What's / what's ) your name ( . / ? )

( my / My ) name's Peter ( . / ? )

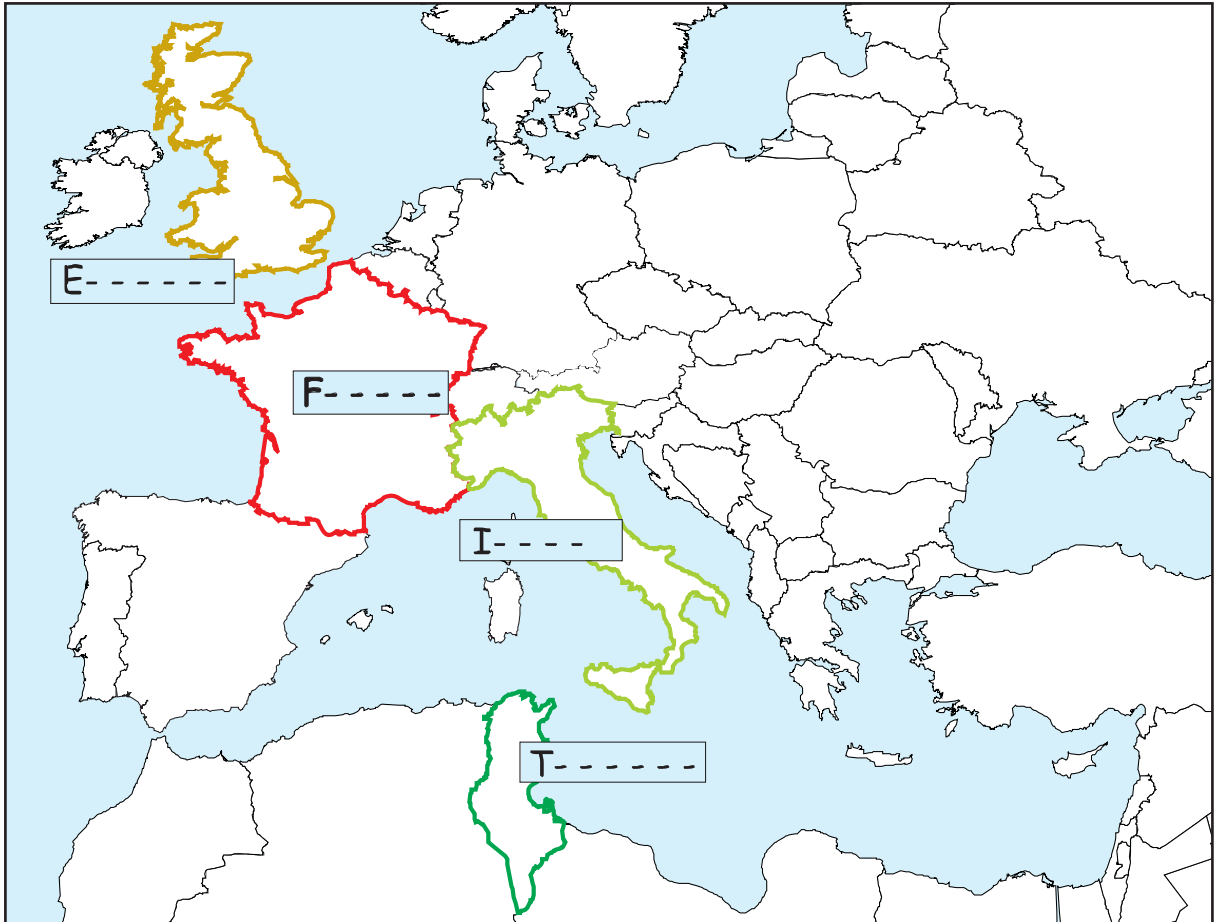
( Where / where ) are you from ( . / ? )

I'm ( english / English ) ( . / ? )





Look. Listen. Write the name of the country.



Now circle the name of the country.

ⓕ	Ⓣ	U	N	ⓐ	S	I	A
Ⓡ	W	F	Z	T	S	P	B
A	R	H	A	A	E	J	O
N	M	K	C	L	R	G	L
C	T	V	O	Y	D	V	Y
ⓔ Ⓝ ⓖ Ⓛ ⓐ Ⓝ ⓓ							C

## Homefun



Guess. Write.

~~I'm Zidane . I'm French .~~

---


~~I'm Harry Potter . I'm English .~~

---

~~I'm Nadda . I'm Tunisian .~~

---

I'm 12

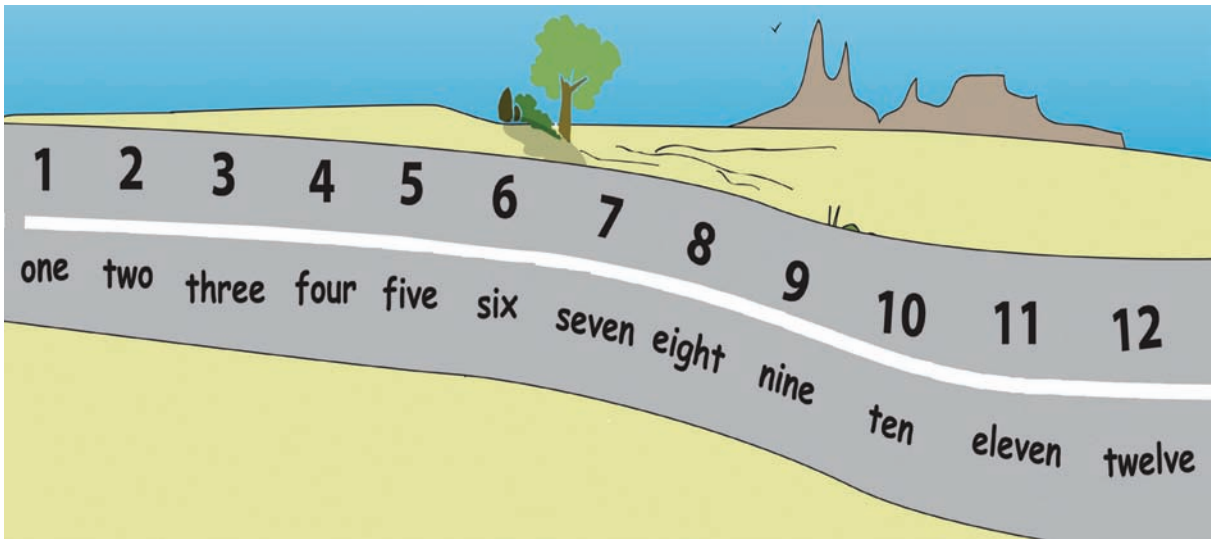


# Lesson 4

## Let's count



Listen. Say.




Count. Write.


one



.....



.....



.....




.....




.....



.....



.....



.....



.....





**Listen. Sing.**


*One Little Elephant*

*One little, two little, three little elephants.*


*Four little, five little, six little elephants.*

*Seven little, eight little, nine little elephants.*


*Ten little elephants.*




*One little elephant*



*One big elephant*



*Two little elephants*




*Two big elephants*

# Activities

## Game

### Let's play Bingo

<del>1</del>	5	9
7	<del>4</del>	12
2	3	<del>6</del>



Write in order.

6
3
1
2

three                  ten                  seven                  one  
                                 six                  two                  eleven  
 nine                  four                  eight                  twelve                  five

one - ..... - .. - . - . - .. -  
 ..... - .. - . - . - .. -

Complete .

Example : one + six = seven

Add+ → ↓	one	two	three	four	five
six	Seven	.....	.....	.....	.....
seven	.....	.....	ten	.....	.....
five	.....	.....	.....	.....	.....
two	.....	.....	.....	six	.....
one	.....	.....	.....	.....	.....

Circle the different word.

**Example :** say – listen – four – repeat


one - sing - six - ten

two - four - five - your

France - Italy - fine - England

## Homefun

**Count and complete**



**Six** + **Two** + **Four** = 12

+ + +

**Two** + **a ?** + **Four** = 12

+ + +

**Four** + **Four** + **b ?** = 12

= = =

**12 12 12**



# Lesson 5

How old are you ?  
I'm .....



Read. Answer.



**Sally** : Hello Peter . How are you ?

**Peter** : I'm fine, thanks .

**Sally** : How old are you , Peter ?

**Peter** : I'm 11 .

*This is Andrew . He's 11 , too .*

**Peter** : How old are you , Sally ?

**Sally** : I'm 12 .

Circle **YES** or **NO** .

Peter is nine.      YES    NO

Sally is ten.      YES    NO

Andrew is eleven.      YES    NO



**What's new ?**

How old are you ?  
I'm 12.



## Rhyme




**Listen. Say.**

*How old are you ?*

*I'm eleven.*

*That's four and seven.*

*That's right. Thank you !*



*What about you ?*

*I'm ten and two.*

*That's twelve.*

*It's true.*

# Activities



Listen and complete.

<i>How old are you ?</i>
<i>I'm .....</i>
<i>That's ..... and .....</i>
<i>That's right. .... you .</i>
<i>What about ..... ?</i>
<i>I'm ..... and .....</i>
<i>That's .....</i>
<i>It's true .</i>

**I ask**



*How old are you , Mohamed ?*

**You answer**

*I'm 12.*



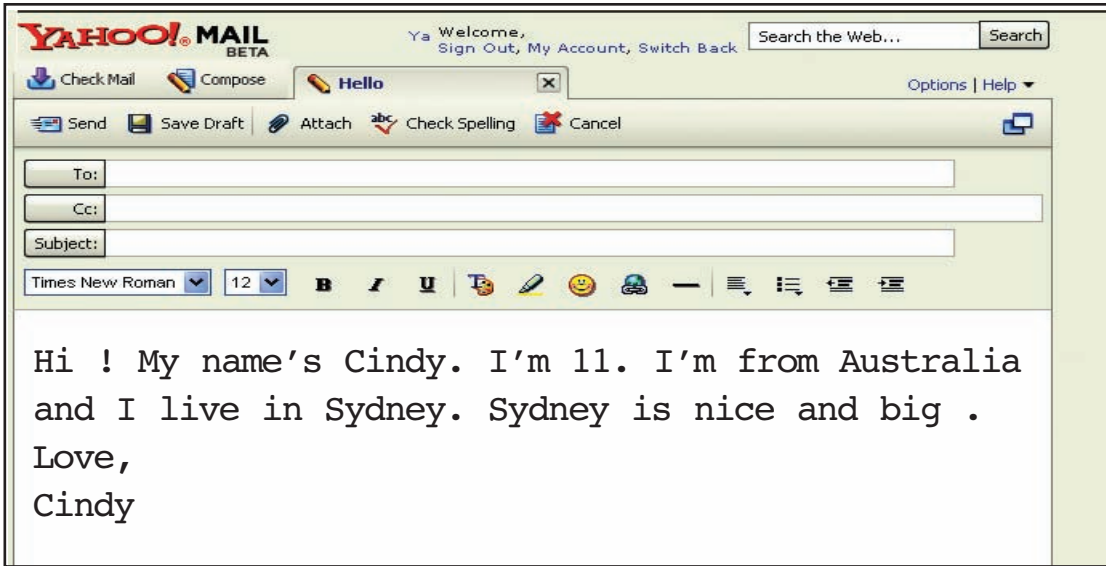
*How old are you , ..... ?*

*I'm .....*

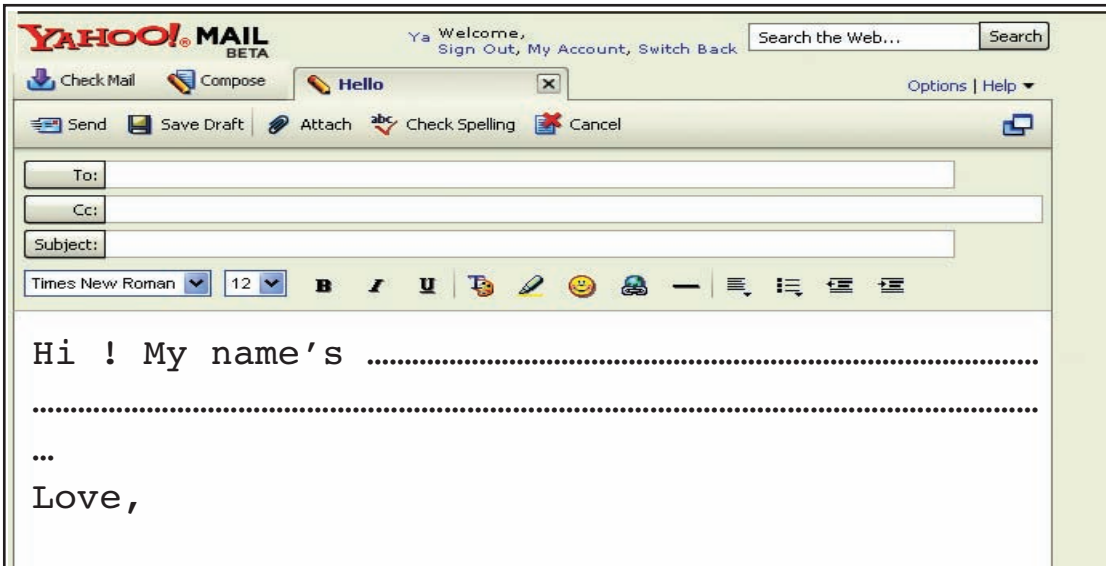




Read this e-mail.




Write your e-mail to Cindy.



### Homefun

What's the question ?

How ..... ?





# Lesson 6

## What's your phone number?



Listen. Say.



### What's new ?

What's your phone number ?

0 3 1 4 6 2 7 8 9

0 = zero


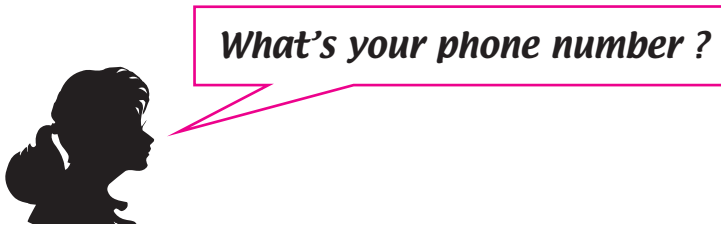

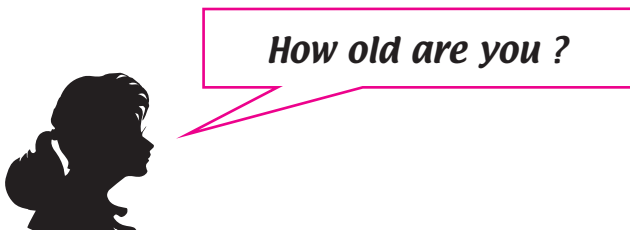
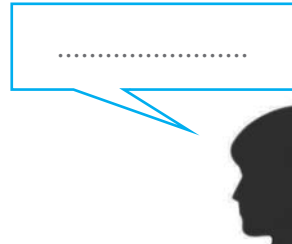
0 = Oh in phone numbers like the letter "O" in the alphabet.



# Activities

*I ask*

*You answer*



Complete your School Card.



Ask and answer.

	Helen	12
Imene	Maher	10
	Nancy	11
Saber	Judy	
Names		Age


Telephone numbers

41 23 36 45

15 64 81 27

54 31 52 82

48 41 63 18



Example :

What's your name ?  
 Judy.  
 How old are you ?  
 I'm 12.  
 What's your telephone number ?  
 41 233 645.



Write the phone numbers.

5 4 6 7 8 9 0  
 five - ..... - ..... - ..... - ..... - ..... - oh

0 1 9 8 4 3 2  
 oh - ..... - ..... - ..... - ..... - ..... - .....

8 9 3 7 8 6 0  
 eight - ..... - ..... - ..... - ..... - ..... - oh



Listen. Match.



Nicole



Sam

197862

543169

835411



Denise

273436



Ted

### Game

Let's play the telephone game.

# Homefun



Read.

My name is...



*I am Emna.  
I am from Sousse .  
I am twelve .*




Haifa



*My name is Nizar .  
I am eleven .  
This is my friend Haifa.  
She is ten .*

Put your picture and complete.




*My name is.....  
I am from.....  
I am.....*

*My name is..... I am.....  
This is my friend.....  
He is.....*



# My Family




# Lesson 7

# My Family



Listen. Say.

Bill




This is my father.  
**His** name is Bill.

Father = Dad

I'm Sandra.  
This is my family.




Helen



This is my mother.  
**Her** name is Helen.


Mother = Mum



Cindy

This is my sister.  
**Her** name is Cindy.

Steve



This is my brother.  
**His** name is Steve.



What's new ?

THIS IS + NAME  
**His** name is .....  
**Her** name is .....

## Rhyme



Listen. Say.

### My Family

*This is my **mother**.*

*Nice to meet you.*

*Nice to meet you , too.*

*This is my **father**.*

*Nice to meet you.*

*Nice to meet you, too.*

*This is my **sister**.*

*Nice to meet you.*

*Nice to meet you , too.*

*This is my **brother**.*

*Nice to meet you.*

*Nice to meet you , too.*



# Activities

Complete with **His** or **Her**.

- ..... name is Fatma.
- ..... name is Mohamed.
- ..... name is Aziz.
- ..... name is Souad.



Read.

Hi , I'm John. This is my father. His name's Jack. This is my mother. Her name's Mary. This is my sister. Her name's Kate. And this is my brother. His name's Tony.



Now write about your family.

Hi , I'm ..... . This is my ..... His.....  
.....  
.....  
.....

Write  ? or  .

What's your name


I'm Akram

How old are you

I'm ten

# Homefun

## My Family Tree




# Lesson 8

# Parents and Children



Look. Listen. Say.

Parents



I'm Carol and **these** are my children : my son Tom and my daughter Lucy .

daughter + son  
=  
Children

1 child  
2 children

What's new ?

This is → singular  
These are → plural

This is my son.  
These are my parents.



## Song



Listen. Say.



*My parents*

*This is Dad*

*And this is Mum*


*And my little brother Tom.*

*Dad and Tom*

*Are father and son.*

*I'm the son*

*Of Dad and Mum.*



Read.

*Hello , I'm Hedi. These are my two daughters , Nour and Ghalia , and my two sons , Aziz and Sami.*



Complete with :

son - father - daughter

<i>Nour</i>
.....

<i>Aziz</i>
.....

<i>Hedi</i>
.....

<i>Sami</i>
.....

<i>Ghalia</i>
.....

Complete with **This** or **These**.

..... *is my family.*

..... *are my parents.*

..... *is my mother.*

..... *are my sisters.*

..... *is my brother.*

Similar (=) or Different (≠) ?

Say and circle **S** or **D**.

mother - father S D

family - name S D

brother - son S D

Homefun

Circle and colour 4 words.






# Lesson 9

## My Photo Album



Look. Listen. Say.



What's new ?

How old are you ?

I'm 12.



Listen. Say.

Who's this ? What's this ?



Jane

Who's this ?  
It's Jane.  
What's this ?  
It's her plane.



A plane



A bike

Who's this ?  
It's Mike.  
What's this ?  
It's his bike.



Mike

This is a **girl**.  
Her name is Amira.



This is a **boy**.  
His name is Amir.



## Activities



Read and answer.

Jill : Good morning ! How are you ?

Tim : I'm fine , thank you. And you ?

Jill : Fine , thanks. How is Mary ?

Tim : She's fine.

Jill : How is Bob ?

Tim : He's fine.

Circle **Yes** or **No**.

*Jill is a boy.*                      *Yes*                      *No*

*Tim is a boy.*                      *Yes*                      *No*

*Mary is a girl.*                      *Yes*                      *No*

*Bob is a boy.*                      *Yes*                      *No*

Complete with **What** or **Who**.

.....*is this ?*

*This is my brother.*

.....*is his name ?*

*Bob.*

.....*is this ?*


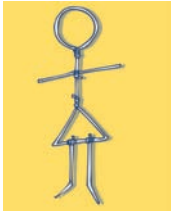
*This is my sister.*

.....*is her name ?*

*Jane.*

Complete with :

sister    father    brother    mother

<p><i>He</i></p> 	<p><i>She</i></p> 
<p><i>father</i></p> <p>.....</p>	<p>.....</p> <p>.....</p>

# Homefun



Write the words.

Q R <b>C H I L D R E N</b> S T F K	<b>C H I L D R E N</b>
P Z B O Y W P S G I R L J G	---      ----
J B A G O O D M O R N I N G	----      -----
H B M U M F K D A D Q Y U	---      ---



Read the words.

<i>Tunisia</i>	<i>eight</i>	<i>son</i>	<i>five</i>
<i>sister</i>	<i>Italy</i>		<i>eleven</i>
	<i>France</i>	<i>daughter</i>	
<i>mother</i>	<i>England</i>		<i>twelve</i>

Complete the table with the words.

<i>Numbers</i>	<i>Countries</i>	<i>Family</i>
.....	.....	.....
.....	.....	.....
.....	.....	.....
.....	.....	.....